

Investor Webinar

16 March 2021
3:00pm – 4:00pm (Sydney time)

Dial-in number: 1800 850 171
Access code: 358208

Join the webinar at this [link](#)

**Future
Generation**
INVESTMENT & SOCIAL RETURNS



Disclaimer

This presentation has been prepared for use in conjunction with a verbal presentation and should be read in that context. The information in this presentation is only intended for Australian residents. The purpose of this presentation is to provide information only and the content of the presentation does not purport to provide investment advice. We strongly suggest that investors read the Prospectuses and all publicly available information and consult a financial advisor prior to making any investment decision. The presentation does not take into account the investment objectives, financial situation or particular needs of any person and should not be used as the basis for making investment, financial or other decisions. The information is selective and may not be complete or accurate for your particular purposes and should not be construed as a recommendation to invest in Future Generation Australia (ASX: FGX) or Future Generation Global (ASX: FGG). The information provided in the presentation is given in good faith and is believed to be accurate at the time of compilation. Neither Future Generation Australia, Future Generation Global nor their directors or employees make any representation or warranty as to the accuracy, reliability, timeliness or completeness of the information. To the extent permissible by law, Future Generation Australia, Future Generation Global and their directors and employees disclaim all liability (whether arising in contract, tort, negligence or otherwise) for any error, omission, loss or damage (whether direct, indirect, consequential or otherwise). Neither Future Generation Australia, Future Generation Global nor their directors or employees guarantee or make any representation as to the performance of Future Generation Australia, Future Generation Global, the maintenance or repayment of capital, the price at which shares may trade or any particular rate of return.

FGX 2020

Full year results

Highlights

Investment portfolio outperformance*

+6.4%

Fully franked full year dividend, a **4.0%** increase on the prior year

5.2cps

Social investment in charity partners with a focus on children and youth at risk

\$4.8m

Savings from fees forgone by fund managers, service providers, directors and committee members

\$8.6m

Key dates for 2.6cps fully franked final dividend

Dividend dates

Ex-dividend date	14 April 2021
Record date	15 April 2021
Last election date for DRP	19 April 2021
Payment date	26 April 2021



*Investment portfolio performance and Index returns are before expenses, fees and taxes.

FGG 2020

Full year results

Highlights

Investment portfolio outperformance*

+8.2%

Total shareholder return

+19.4%

Social investment in youth mental health focused charity partners

\$5.7m

Operating profit after tax

+131.0%

Savings from fees forgone by fund managers, service providers, directors and committee members

\$8.4m

*Investment portfolio performance and Index returns are before expenses, fees and taxes.



Social returns



\$41.2m

SOCIAL
INVESTMENT
TO 2020

**Future
Generation
Australia**
ASX: FGX

\$4.8m

2020 SOCIAL
INVESTMENT

Total fees forgone
since inception to
December 2020

\$73.5m

**Future
Generation**
INVESTMENT & SOCIAL RETURNS

**Future
Generation
Global**
ASX: FGG

\$5.7m

2020 SOCIAL
INVESTMENT

2020 management fees,
performance fees and services
forgone

\$17.0m

Our designated charities



SANE AUSTRALIA



Our pro bono service providers

Wilson
Asset Management



Our pro bono fund managers

**Future
Generation**
INVESTMENT & SOCIAL RETURNS



**VGI
PARTNERS**

PARADICE
INVESTMENT MANAGEMENT

WCM
INVESTMENT MANAGEMENT

CALEDONIA

ELEY GRIFFITHS
GROUP

BAEP
Bennelong Australian Equity Partners

L1 CAPITAL

Antipodes

COOPER
INVESTORS

**MUNRO
PARTNERS**

**QVG
CAPITAL**

Smallco
Investment Manager

clime

SANDON CAPITAL

SAGE
CAPITAL

Firetrail
INVESTMENTS

AVENIR
CAPITAL

CENTENNIAL
ASSET MANAGEMENT

Morphic
Asset Management

Tribeca
Investment Partners

vinva
INVESTMENT MANAGEMENT

LANYON
ASSET MANAGEMENT

Bennelong
Long Short Equity


Wilson
Asset Management

ELLERSTON CAPITAL

MARSICO
CAPITAL MANAGEMENT™

nikko am
Nikko Asset Management

REGAL
FUNDS MANAGEMENT



Investment portfolio performance as at 28 February 2021

Net tangible assets before tax	Gross assets	Investment portfolio performance (pa since Sept 2014)
136.18c	\$548.6m	9.9%
Net tangible assets after tax and before tax on unrealised gains	Market capitalisation [#]	Volatility [^]
136.54c	\$502.4m	11.6%
		S&P/ASX All Ordinaries Accumulation Index: 14.7%
Net tangible assets after tax	2020 fully franked full year dividend	Dividends paid since inception (per share)
129.93c	5.2c	24.7c

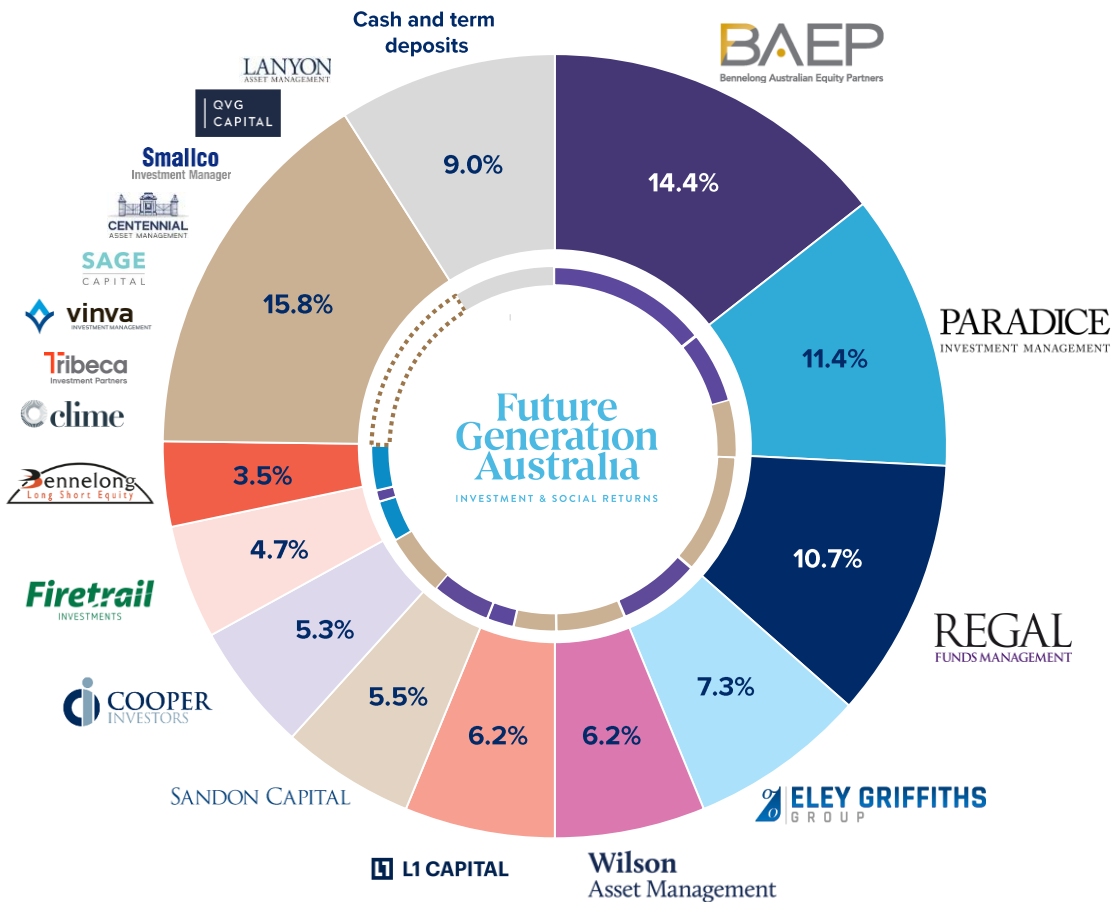
[#]Based on the 26 February 2021 share price of \$1.255 per share and 400,343,988 shares on issue.
[^]Volatility is measured by standard deviation.

Investment portfolio performance at 28 February 2021	1 mth	6 mths	1 yr	3 yrs %pa	5 yrs %pa	Since inception %pa (Sept-14)
Future Generation Australia	1.7%	11.7%	16.9%	9.2%	10.8%	9.9%
S&P/ASX All Ordinaries Accumulation Index	1.4%	12.4%	9.6%	8.1%	11.2%	7.5%

Investment performance and Index returns are before expenses, fees and taxes.

Fund manager allocations

0% management fees
0% performance fees



15.8% fund manager breakdown

Clime Asset Management	2.6%	Centennial Asset Management	2.0%	Long equities	44.9%
Tribeca Investment Partners	2.6%	Smallco Investment Manager	1.7%	Absolute bias	38.9%
Vinva Investment Management	2.4%	QVG Capital	1.4%	Market neutral	7.2%
Sage Capital	2.1%	Lanyon Asset Management	1.0%	Cash	9.0%

Investment portfolio performance as at 28 February 2021

Net tangible assets before tax	Gross assets	Investment portfolio performance (pa since Sept 2015)
166.30c	\$657.7m	11.1%
Net tangible assets after tax and before tax on unrealised gains	Market capitalisation [#]	Volatility [*]
166.04c	\$554.1m	9.0% MSCI AC World Index (AUD): 10.5%
Net tangible assets after tax	2020 fully franked dividend	ESG aware [^] (of the portfolio)
153.45c	2.0c	98.8%

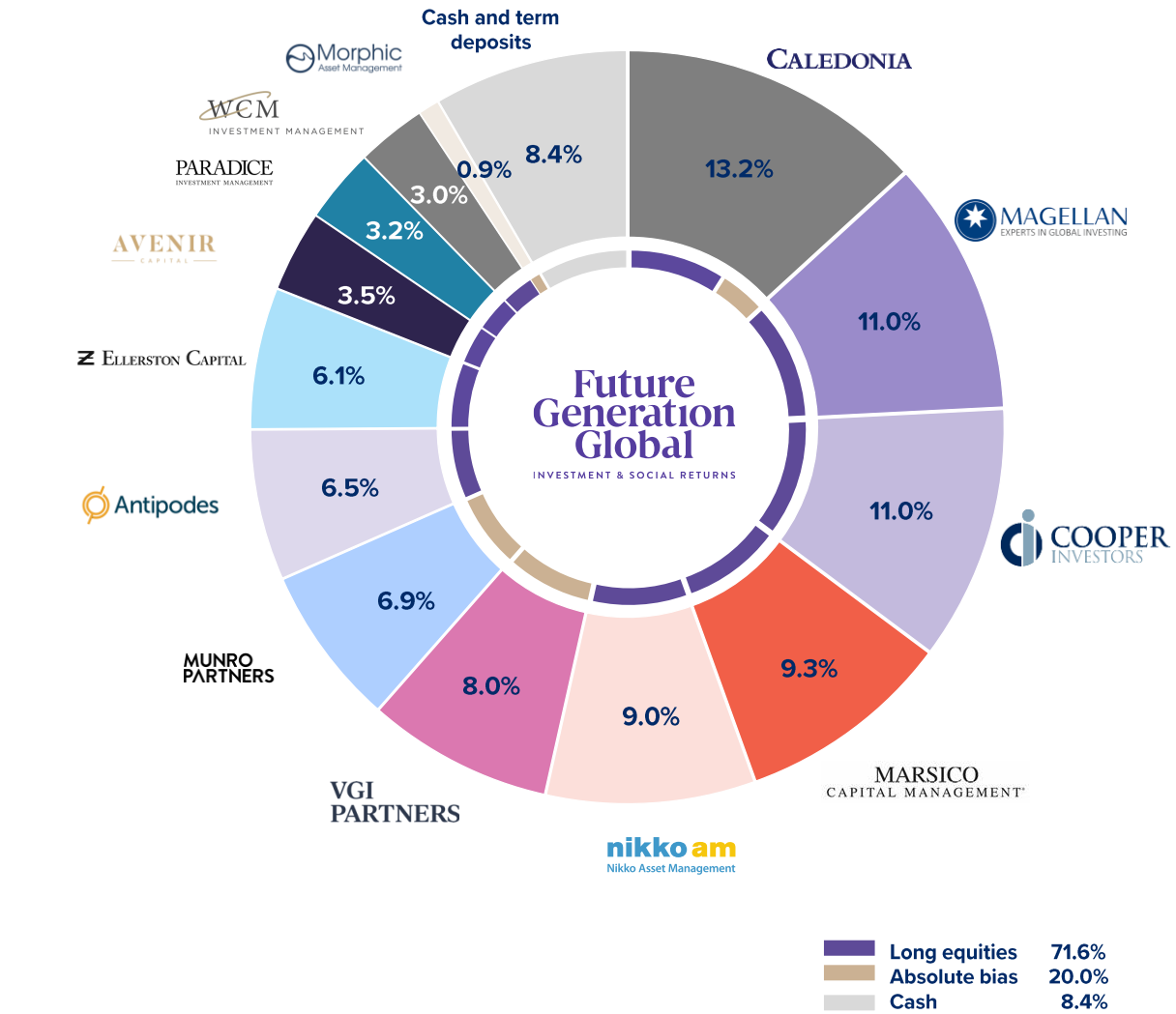
[#]Based on the 26 February 2021 share price of \$1.41 per share and 392,947,106 shares on issue.
^{*}Volatility is measured by standard deviation.
[^]Based on the 2020 Annual Report.

Investment portfolio performance at 28 February 2021	1 mth	6 mths	1 yr	3 yrs %pa	5 yrs %pa	Since inception %pa (Sept-15)
Future Generation Global	2.6%	10.3%	13.8%	13.2%	13.4%	11.1%
MSCI AC World Index (AUD)	1.3%	8.2%	9.5%	10.6%	12.5%	10.2%

Investment performance and Index returns are before expenses, fees and taxes.

Fund manager allocations

0% management fees
0% performance fees



FUND MANAGER

Q&A

**Future
Generation**
INVESTMENT & SOCIAL RETURNS

David Moberley

Portfolio Manager

PARADICE
INVESTMENT MANAGEMENT

Brandon Geisler

Portfolio Manager

MARSICO
CAPITAL MANAGEMENT®



Join more than 20,000 subscribers

futuregeninvest.com.au



Get in touch

info@futuregeninvest.com.au

(02) 9247 9202



